

Scaled data based on original data using
LM-79-08 Approved Method: Electrical and Photometric Measurements of Solid-
State Lighting Products

Test Report Prepared for
Cooper Lighting Solutions
(formerly Eaton)

Brand: STREETWORKS

Report Number: P946427

Luminaire Tested: **GLAN-SB2A-830-U-5NQ**

Issue Date: 1/21/2025

Test Information

Test Method: LM-79-08
Report Number: P946427
TEST IS SCALED FROM IESNA LM-79-08 TEST DATA (G2-2411-289-18)
Test Lab: INNOVATION CENTER
Issue Date: 1/21/2025
Manufacturer: COOPER LIGHTING SOLUTIONS (FORMERLY EATON)
Product Line: STREETWORKS
Catalog Number: GLAN-SB2A-830-U-5NQ
Description: GALLEON AREA AND ROADWAY HIGH DENSITY LED LUMINAIRE
(2) 80 CRI, 3000K, 350mA LIGHTSQUARES WITH 26 LEDS EACH AND TYPE V NARROW OPTICS
Light Source: -
Ballast/Driver: -

Summary

Lumens per Lamp: N/A
Luminaire Lumens: 8447 lumens
Efficiency: N/A
Efficacy: 147.4 lumens/watt
Luminous Opening: Rectangular (W 0.5' x L: 1' x H: 0')
IES Classification: Type V - Short
BUG Rating: B3 - U0 - G1

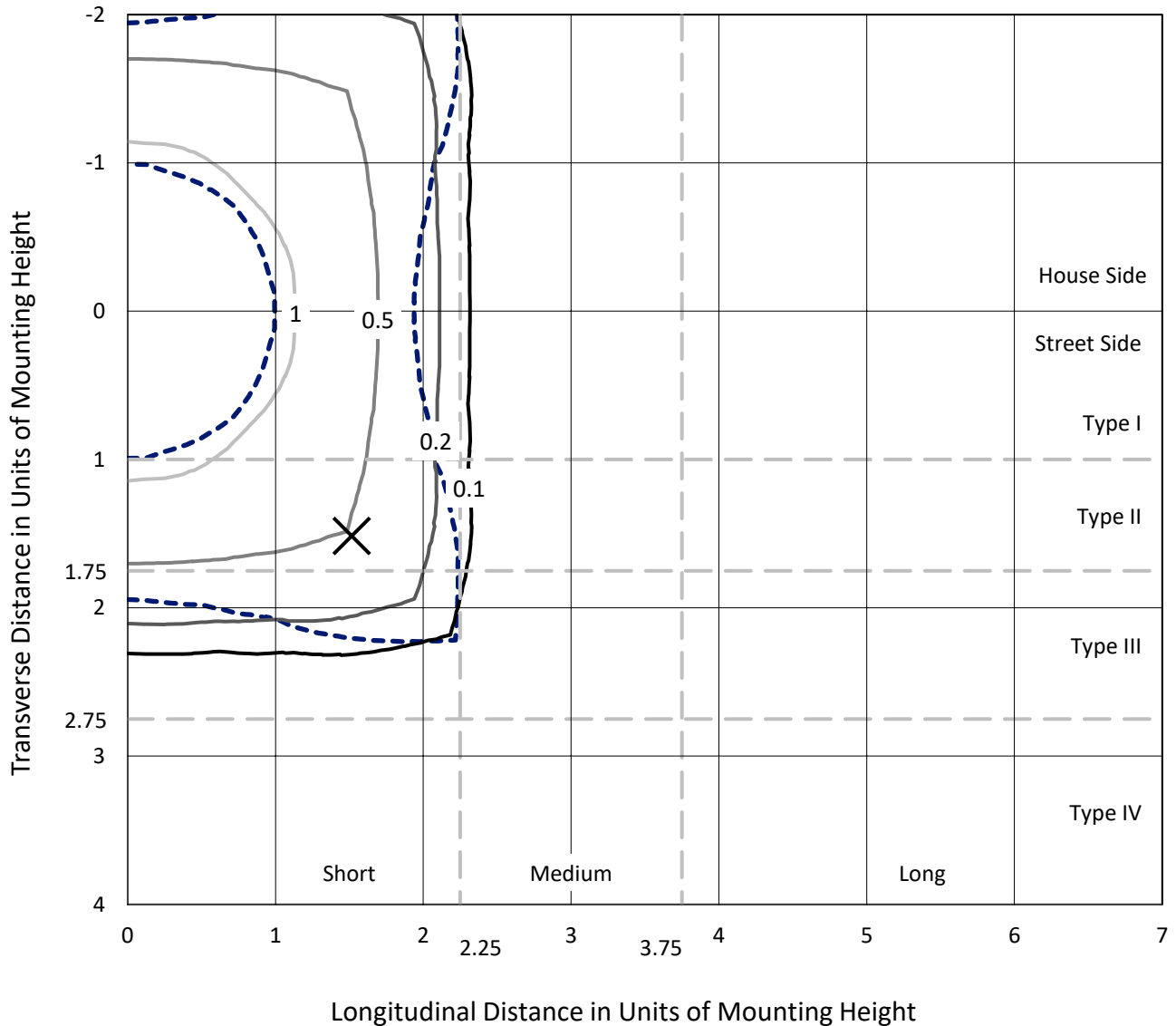
Input Watts (W): 57.3
Input Voltage (V): NR
Input Current (Ain): NR
Voltage Rise (V): NR
Power Factor: NR
Total Harmonic Distortion (THDi): NR
Frequency (hertz): 60
Stabilization Time: NR
Operation Time: NR
Ambient Temperature (°C): NR
Test Distance: 24 FT



REPORT NUMBER: P946427
 CATALOG NUMBER: GLAN-SB2A-830-U-5NQ

Iso-Footcandle Lines of Horizontal Illumination

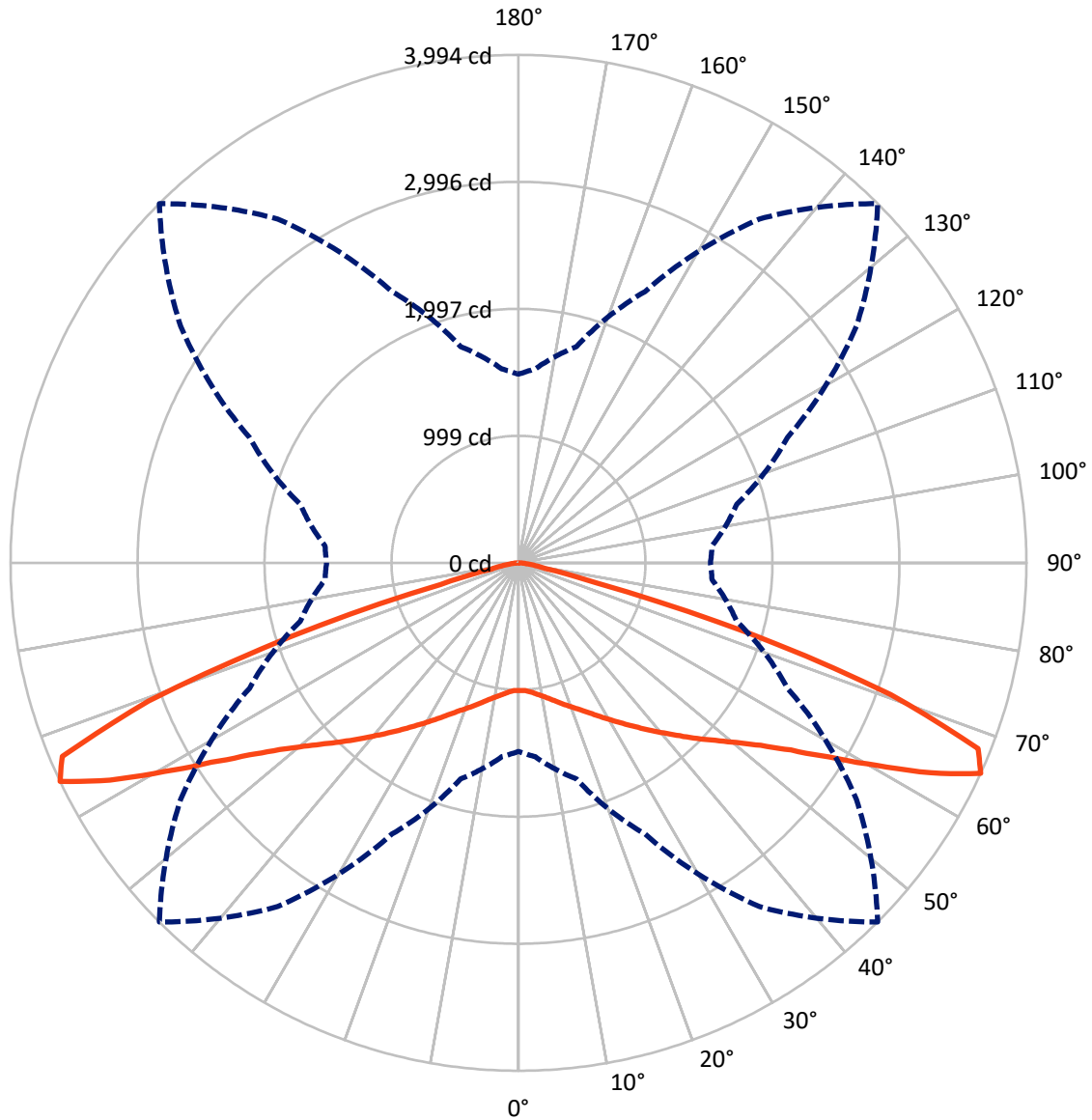
× Max cd
 - - - 1/2 Max cd



Based on 25 foot mounting height. Maximum calculated value = 1.6 fc
 Type V - Short - N/A

REPORT NUMBER: P946427
CATALOG NUMBER: GLAN-SB2A-830-U-5NQ

Luminous Intensity Polar Plot



— Vertical Plane Through 45-Deg Lateral - - - Horizontal Cone Through 65-Deg Vertical

REPORT NUMBER: P946427
 CATALOG NUMBER: GLAN-SB2A-830-U-5NQ

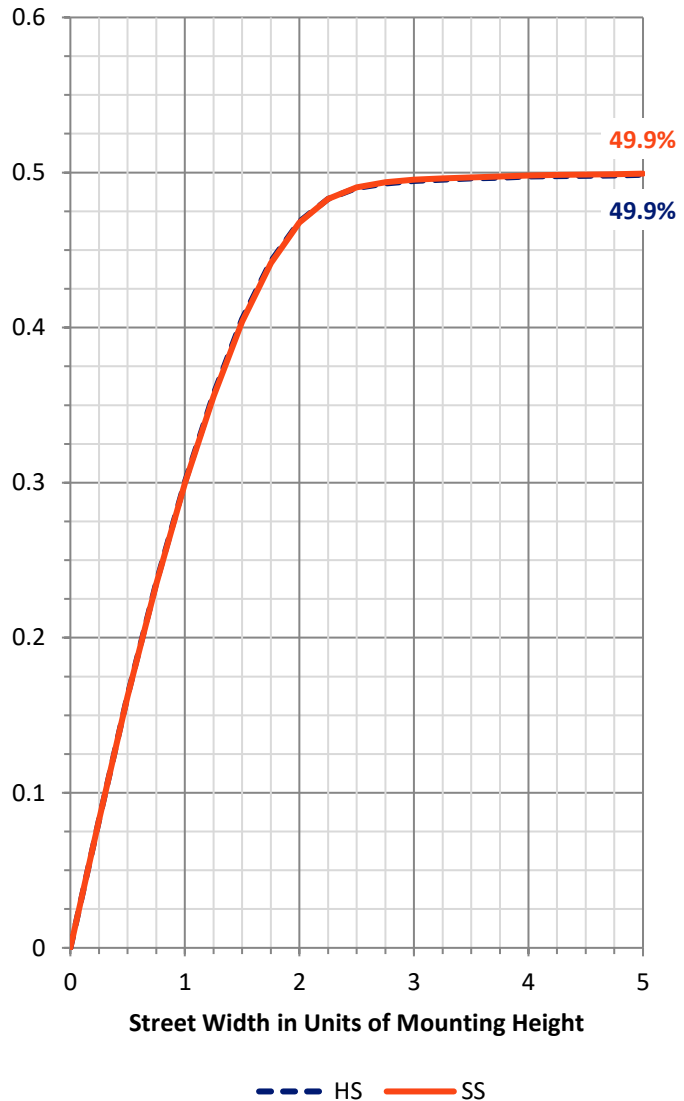
FLUX DISTRIBUTION:

		Downward	Upward	Total
House Side	Lumens	4223.5	0.0	4223.5
	% Fixture	50.0	0.0	50.0
Street Side	Lumens	4223.5	0.0	4223.5
	% Fixture	50.0	0.0	50.0
Total	Lumens	8447.0	0.0	8447.0
	% Fixture	100.0	0.0	100.0

ZONAL LUMENS:

Zone	Lumens	% Fixture
0°-10°	99.2	1.2
10°-20°	323.7	3.8
20°-30°	611.2	7.2
30°-40°	1000.9	11.8
40°-50°	1551.9	18.4
50°-60°	2292.5	27.1
60°-70°	2182.2	25.8
70°-80°	352.1	4.2
80°-90°	33.2	0.4
90°-100°	0.0	0.0
100°-110°	0.0	0.0
110°-120°	0.0	0.0
120°-130°	0.0	0.0
130°-140°	0.0	0.0
140°-150°	0.0	0.0
150°-160°	0.0	0.0
160°-170°	0.0	0.0
170°-180°	0.0	0.0
0°-90°	8447.0	100.0
0°-180°	8447.0	100.0

Coefficient of Utilization



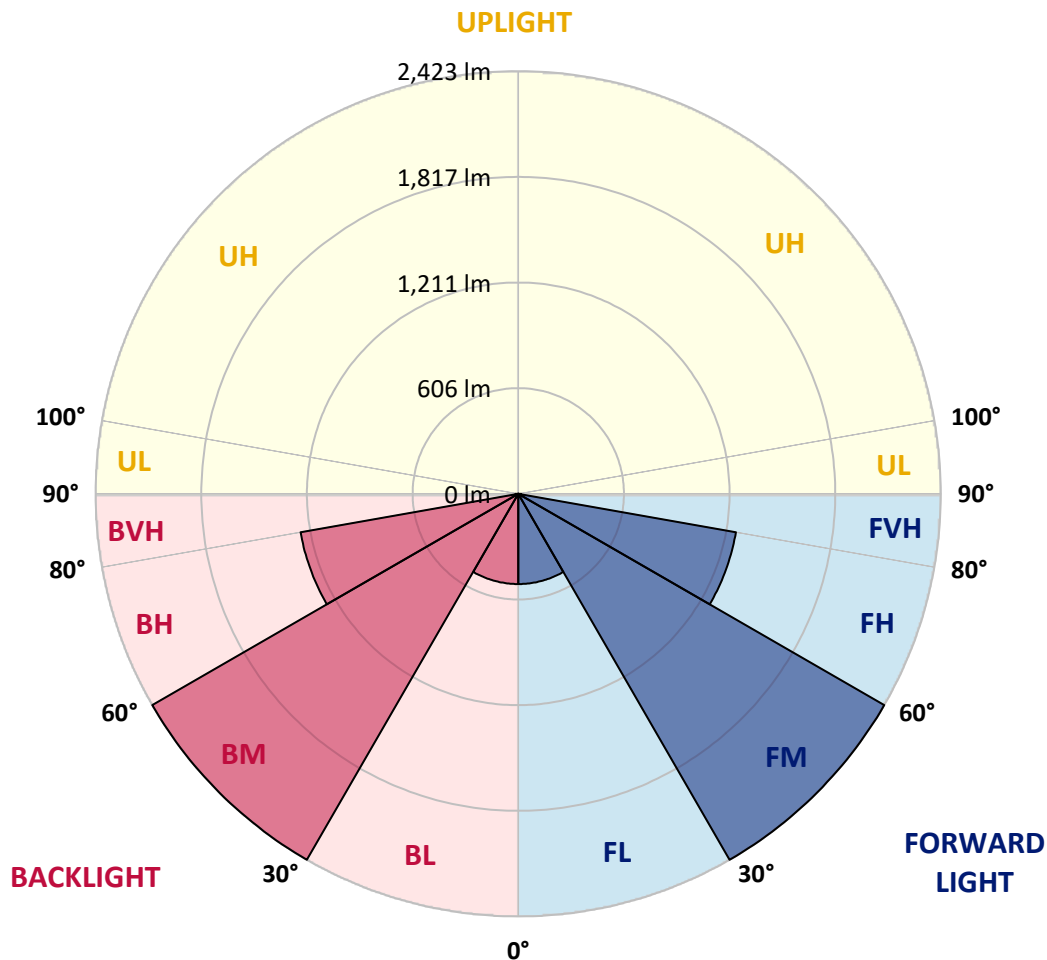
REPORT NUMBER: P946427
 CATALOG NUMBER: GLAN-SB2A-830-U-5NQ

LUMINAIRE CLASSIFICATION SYSTEM LUMEN TABLE AND BUG RATING:

Zone	Lumens	% Fixture	Zone Rating/Lumen Limit		
			B	U	G
FL (0°-30°)	517.1	6.1			
FM (30°-60°)	2422.6	28.7			
FH (60°-80°)	1267.2	15.0			G1/1800
FVH (80°-90°)	16.6	0.2			G1/100
BL (0°-30°)	517.1	6.1	B2/1000		
BM (30°-60°)	2422.6	28.7	B2/2500		
BH (60°-80°)	1267.2	15.0	B3/2500		G1/1800
BVH (80°-90°)	16.6	0.2			G1/100
UL (90°-100°)	0.0	0.0		U0/0	
UH (100°-180°)	0.0	0.0		U0/0	

BUG Rating: B3-U0-G1

Type V Short



REPORT NUMBER: P946427
 CATALOG NUMBER: GLAN-SB2A-830-U-5NQ

CANDELA DISTRIBUTION (FULL):

	0°	5°	15°	25°	35°	45°	55°	65°	75°	85°
0°	1005.3	1005.3	1005.3	1005.3	1005.3	1005.3	1005.3	1005.3	1005.3	1005.3
2.5°	1012.1	1008.7	1011.2	1009.1	1007.4	1005.7	1006.5	1009.5	1010.8	1011.2
5°	1025.6	1022.7	1023.9	1023.9	1021.0	1020.1	1020.5	1022.7	1025.2	1025.2
7.5°	1047.7	1044.7	1047.7	1046.0	1043.4	1042.6	1042.1	1043.8	1047.7	1047.7
10°	1074.4	1071.0	1072.7	1071.8	1068.8	1067.6	1067.2	1069.7	1073.1	1072.7
12.5°	1103.6	1099.8	1101.9	1099.4	1098.5	1097.2	1097.2	1096.8	1098.9	1097.2
15°	1136.2	1133.7	1134.5	1132.8	1134.1	1133.3	1129.9	1128.2	1129.0	1126.5
17.5°	1174.8	1168.9	1171.8	1171.0	1171.0	1172.7	1167.2	1165.1	1166.7	1164.2
20°	1219.3	1213.4	1214.6	1212.9	1210.8	1212.5	1205.7	1207.4	1208.7	1207.0
22.5°	1268.0	1260.4	1260.0	1260.8	1256.2	1256.6	1251.9	1256.2	1258.7	1254.1
25°	1318.0	1310.0	1315.5	1313.4	1307.5	1308.7	1305.3	1309.6	1311.7	1305.8
27.5°	1371.0	1365.5	1370.6	1371.9	1364.7	1369.8	1364.7	1368.5	1370.6	1361.7
30°	1432.9	1427.4	1432.1	1435.4	1427.0	1435.0	1430.8	1433.3	1433.7	1423.2
32.5°	1500.3	1491.8	1503.7	1505.4	1496.0	1505.8	1500.3	1503.7	1505.8	1491.4
35°	1582.5	1571.9	1585.5	1583.4	1575.3	1583.4	1578.3	1583.4	1588.4	1571.1
37.5°	1671.1	1660.1	1674.5	1670.7	1663.0	1668.5	1665.6	1669.0	1677.0	1658.4
40°	1768.6	1755.0	1774.5	1767.7	1760.5	1759.7	1761.4	1763.5	1774.1	1753.3
42.5°	1872.8	1858.4	1887.7	1877.1	1866.9	1860.1	1865.6	1869.9	1880.0	1856.7
45°	1991.9	1975.4	2013.5	2000.8	1984.7	1970.7	1979.6	1986.0	2000.8	1972.8
47.5°	2123.3	2104.6	2145.3	2141.5	2115.2	2084.7	2105.1	2123.3	2134.3	2100.4
50°	2251.7	2237.3	2290.7	2295.4	2263.1	2220.3	2248.7	2276.3	2279.3	2234.8
52.5°	2372.1	2357.7	2435.2	2464.5	2435.6	2384.8	2414.9	2442.8	2420.4	2362.7
55°	2468.3	2456.4	2555.2	2630.6	2640.3	2598.4	2616.2	2615.3	2541.6	2453.0
57.5°	2491.6	2489.9	2614.5	2774.3	2876.0	2881.1	2845.9	2756.0	2597.1	2478.0
60°	2385.6	2396.2	2567.4	2849.3	3120.5	3233.2	3081.1	2824.7	2534.0	2368.7
62.5°	2068.6	2096.6	2303.0	2757.7	3318.0	3638.4	3269.7	2720.4	2274.6	2058.9
65°	1482.5	1531.2	1759.2	2353.4	3300.2	3994.4	3242.6	2334.3	1776.2	1527.4
67.5°	672.6	722.2	915.9	1611.3	2868.8	3897.8	2862.0	1628.3	961.6	724.7
70°	243.7	252.2	314.5	645.0	1833.4	3105.7	1911.8	649.7	334.4	268.7
72.5°	147.5	148.8	161.9	231.0	637.0	1885.5	664.1	238.6	165.3	146.6
75°	93.7	92.8	115.3	141.1	225.9	636.1	236.9	141.1	114.9	104.7
77.5°	67.4	69.5	82.6	105.5	142.4	215.7	139.9	100.9	82.6	67.8
80°	50.4	51.7	60.2	82.2	100.0	134.3	89.0	74.6	62.3	42.4
82.5°	36.4	36.4	39.4	59.8	61.0	72.5	48.3	52.6	41.1	30.1
85°	21.6	21.2	24.6	35.6	31.8	26.7	22.0	32.2	25.9	18.6
87.5°	7.6	8.1	7.6	10.2	8.5	7.2	6.8	8.9	7.2	6.4
90°	0.0	0.0	0.0	0.0	0.0	0.0	0.0	0.0	0.0	0.0

(END C

90°
1005.3
1011.2
1025.2
1046.4
1071.8
1098.1
1126.9
1166.3
1210.8
1258.7
1312.5
1368.5
1429.5
1501.1
1581.7
1669.8
1760.1
1869.0
1987.2
2111.8
2240.3
2364.4
2456.0
2470.4
2349.2
2046.2
1509.2
714.1
265.3
149.2
105.5
69.1
43.7
30.1
18.2
5.9
0.0

OF REPORT)